



HARDSCAPE BOOK



VOLUME 14

PROJECT INSPIRATION



04

PAVERS




20

PORCELAIN



74

BULLNOSE COPING




80

CLAY PAVERS



84

WALL BLOCKS

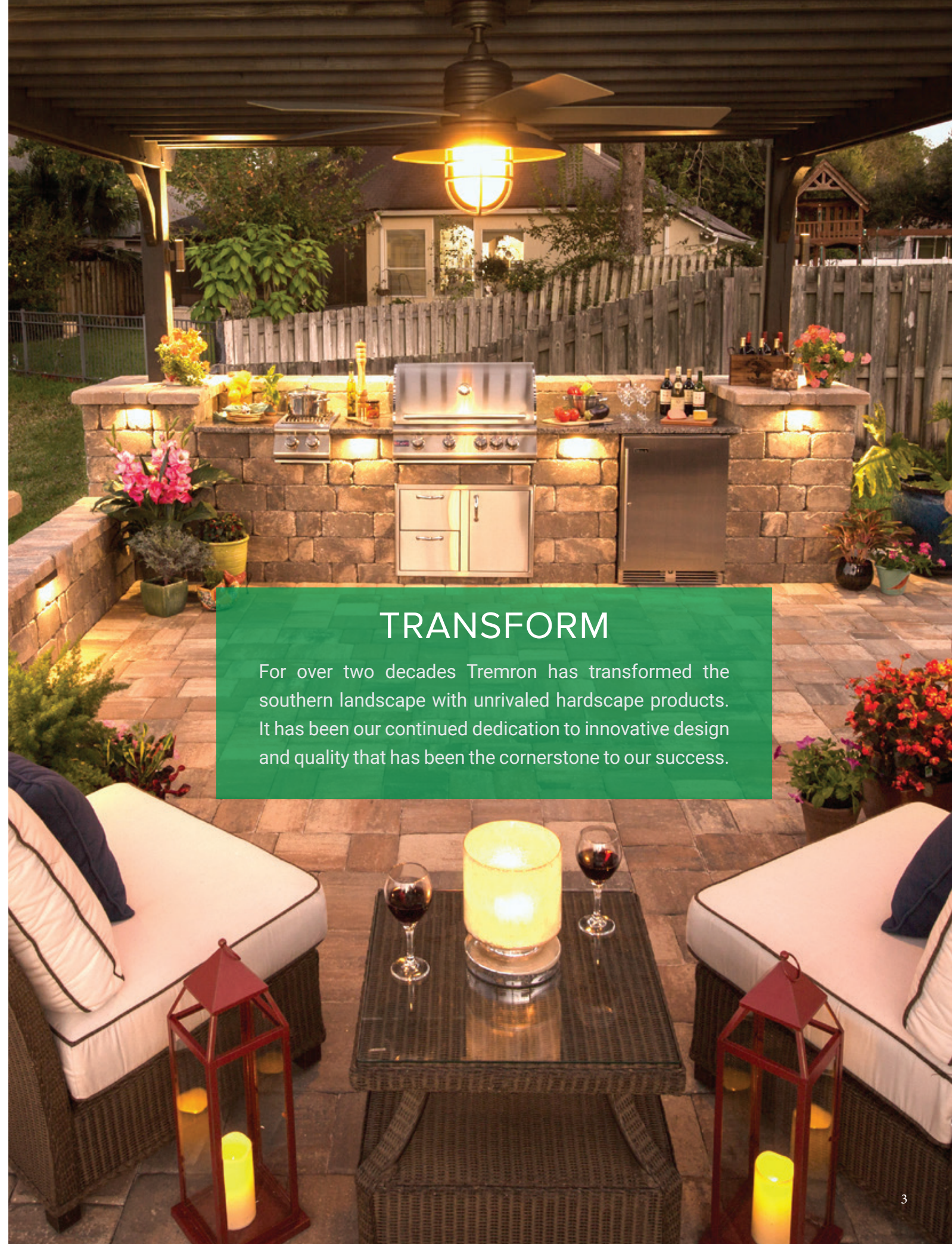


88



- Antiqued Collection.....60
- Remodel Pavers.....66
- Green Collection.....70
- Architectural.....72
- Fire Pits.....100
- Color Matrix.....102
- Accessories.....104
- Porcelain Installation.....105
- Accents.....106
- Locations.....107
- Warranty.....107

TREMRON.COM



TRANSFORM

For over two decades Tremron has transformed the southern landscape with unrivaled hardscape products. It has been our continued dedication to innovative design and quality that has been the cornerstone to our success.



BACKYARD DESIGN

INVITING. RELAXED. ELEGANT.

Envision an outdoor space that beckons loved ones to gather; with the complete line of Tremron hardscape products bringing those dreams to life has never been easier. Possibilities abound, limited only by your imagination, Tremron's innovative pavers and wall blocks create an elegantly unified landscape that will be the envy of your neighborhood.

Inspired by nature, but created by Tremron, our hardscape products offer an everlasting elegance that creates a sense of luxury and ease.





POOL DECKS

ENDURING. REFINED. TIMELESS.

Elevate the appearance of your pool with pavers from Tremron. Full size pavers are the perfect choice for new pool construction; while thin remodel pavers are designed to overlay existing concrete for pool deck renovation projects.

When you choose Tremron pavers for your pool deck, you not only create a certain sense of luxury, but you also get the assurance of an enduring product that will maintain its beauty with each passing year.





OUTDOOR KITCHENS

BEAUTY. COMFORT. FUNCTION.

Kitchens have long been considered the heart of the home; bring that sense of comfort outside with an outdoor kitchen created with Tremron wall blocks.

Integrate a pergola and lighting to enhance the beauty and function of your summer kitchen. Complete your outdoor cooking space by adding in your choice of appliances and grill.





FIREPLACES

BOLD. ALLURING. STATELY.

Capture the beauty of European estates while making year round use of the outdoors with a Tremron Fireplace. Entertain loved ones even during the chilliest of nights, while keeping cozy with this grand centerpiece, or easily incorporate a pizza oven to embody an old-world essence and flair to your dishes.

Seamlessly integrate a custom fireplace into your backyard hardscape design using Stonegate or Munich wall blocks; transforming your backyard dreams into a beautiful reality.





SEATING WALLS

ACCOMODATING. GRAND. TRANSFORMING.

Form meets function while creating an intimate environment that is sure to make a grand statement. Tremron Seating Walls offer an elegant appearance and versatile design, while quality construction makes for an impressive and lasting addition to any outdoor setting.

Tremron's Seating Wall Products are manufactured in colors designed to coordinate and complement our extensive line of quality pavers creating an elegantly unified outdoor space. In addition, seating walls can be used as retaining walls to create support for grade changes and to prevent erosion.





FIRE PITS

RELAXED ELEGANCE

Create a natural gathering space for friends and family with a fire pit by Tremron. Whether you're roasting marshmallows over laughter and stories or sipping wine for two, memories are sure to be created year after year with this great feature added to your outdoor living space.

A fire pit is a great addition to any hardscape installation and can be installed during the initial phase of patio construction or as a future upgrade.





DRIVEWAYS

CHARACTER. PERFORMANCE. TRANSFORMING.

Evoke a sense of classic European elegance and add a touch of timelessness when you install any one of our driveway pavers. With several color options to choose from, we make it easy to find the perfect complement to your home.

Tremron pavers add personality and charm to your home's entrance, while simultaneously creating instant curb appeal and increasing the value of your home.





PAVERS

BEAUTY. QUALITY. VALUE.

Tremron pavers have become the preferred choice amongst landscape professionals and homeowners in the southeast. From classic old-world to sleek contemporary designs our pavers capture the beauty of natural stone, yet offer exceptional durability, ease, and quality.

Tremron pavers are backed by a 25 year warranty ensuring that you will enjoy the rich color and texture of Tremron pavers for years to come.





TEMPLEHURST

PRODUCT #	DIMENSIONS	THICKNESS	SF PER CUBE	CUBE WEIGHT
PV21210	22"x12.5", 12.5"x12.5", 12.5"x9.25"	2-3/8"	116	3015 LBS



BLUESTONE

PRODUCT #	DIMENSIONS	THICKNESS	SF PER CUBE	CUBE WEIGHT
PV21250	6.5"x13", 13"x13", 13"x19.5"	2-3/8"	105	2730 LBS



ROMA

PRODUCT #	DIMENSIONS	THICKNESS	SF PER CUBE	CUBE WEIGHT
PV21230	4"x8", 8"x8", 8"x12"	2-3/8"	114	2965 LBS



TUSCANY

PRODUCT #	DIMENSIONS	THICKNESS	SF PER CUBE	CUBE WEIGHT
PV31390	4"x4"	4"	72	2415 LBS



STONEHURST

PRODUCT #	DIMENSIONS	THICKNESS	SF PER CUBE	CUBE WEIGHT
PV21490	6"x9", 9"x9", 9"x12"	2-3/8"	116	3015 LBS



MEGA OLDE TOWNE

PRODUCT #	DIMENSIONS	THICKNESS	SF PER CUBE	CUBE WEIGHT
PV21330	6"x9", 9"x9", 9"x12"	2-3/8"	116	3015 LBS



4X8 BRICK PAVERS

PRODUCT #	DIMENSIONS	THICKNESS	SF PER CUBE	CUBE WEIGHT
PV21040	4"x8"	2-3/8"	120	3120 LBS



OLDE TOWNE

PRODUCT #	DIMENSIONS	THICKNESS	SF PER CUBE	CUBE WEIGHT
PV21340	6"x4", 6"x6", 6"x9"	2-3/8"	124	3225 LBS



OLDE TOWNE 2PC

PRODUCT #	DIMENSIONS	THICKNESS	SF PER CUBE	CUBE WEIGHT
PV21385	6"x6", 6"x9"	2-3/8"	124	3225 LBS



OLDE TOWNE 6X9

PRODUCT #	DIMENSIONS	THICKNESS	SF PER CUBE	CUBE WEIGHT
PV21380	6"x9"	2-3/8"	124	3225 LBS



ROMANESQUE CIRCLES

PRODUCT #	DIMENSIONS	THICKNESS	SF PER CUBE	CUBE WEIGHT
PV21460	10' DIAMETER CIRCLE	2-3/8"	94	2445 LBS



PLANK 4X12

PRODUCT #	DIMENSIONS	THICKNESS	SF PER CUBE	CUBE WEIGHT
PV21705	4"x12"	2-3/8"	102	2652 LBS



PLANK 4X16

PRODUCT #	DIMENSIONS	THICKNESS	SF PER CUBE	CUBE WEIGHT
PV21710	4"x16"	2-3/8"	101	2626 LBS



PLANK COMBO

PRODUCT #	DIMENSIONS	THICKNESS	SF PER CUBE	CUBE WEIGHT
PV31715	4"x12", 4"x16"	4"	58	2100 LBS

* Each cube contains: 16 square feet of 4"x12", 42 square feet of 4"x16"



8X8 PARK PLAZA

PRODUCT #	DIMENSIONS	THICKNESS	SF PER CUBE	CUBE WEIGHT
PV21420	8"x8"	2-3/8"	106	2755 LBS



8X12 PARK PLAZA

PRODUCT #	DIMENSIONS	THICKNESS	SF PER CUBE	CUBE WEIGHT
PV21430	8"x12"	2-3/8"	106	2756 LBS



12X12 PARK PLAZA

PRODUCT #	DIMENSIONS	THICKNESS	SF PER CUBE	CUBE WEIGHT
PV21440	12"x12"	2-3/8"	120	3120 LBS



16X16 PARK PLAZA

PRODUCT #	DIMENSIONS	THICKNESS	SF PER CUBE	CUBE WEIGHT
PV21450	16"x16"	2-3/8"	107	2780 LBS



12X24 PARK PLAZA

PRODUCT #	DIMENSIONS	THICKNESS	SF PER CUBE	CUBE WEIGHT
PV21443	12"x24"	2-3/8"	120	3120 LBS
PV41445	12"x24"	4"	60	2200 LBS



STONEHURST ANTIQUED

PRODUCT #	DIMENSIONS	THICKNESS	SF PER CUBE	CUBE WEIGHT
PV21490T	6"x9", 9"x9", 9"x12"	2-3/8"	116	3015 LBS



MEGA OLDE TOWNE ANTIQUED

PRODUCT #	DIMENSIONS	THICKNESS	SF PER CUBE	CUBE WEIGHT
PV21330T	6"x9", 9"x9", 9"x12"	2-3/8"	116	3015 LBS



OLDE TOWNE ANTIQUED

PRODUCT #	DIMENSIONS	THICKNESS	SF PER CUBE	CUBE WEIGHT
PV21340T	6"x4", 6"x6", 6"x9"	2-3/8"	124	3225 LBS



OLDE TOWNE 2PC ANTIQUED

PRODUCT #	DIMENSIONS	THICKNESS	SF PER CUBE	CUBE WEIGHT
PV21385T	6"x6", 6"x9"	2-3/8"	124	3225 LBS



OLDE TOWNE 6X9 ANTIQUED

PRODUCT #	DIMENSIONS	THICKNESS	SF PER CUBE	CUBE WEIGHT
PV21380T	6"x9"	2-3/8"	124	3225 LBS



4X8 BRICK ANTIQUED

PRODUCT #	DIMENSIONS	THICKNESS	SF PER CUBE	CUBE WEIGHT
PV21040T	4"x8"	2-3/8"	120	3120 LBS



STONEHURST

PRODUCT #	DIMENSIONS	THICKNESS	SF PER CUBE	CUBE WEIGHT
PV11490	6"x9", 9"x9", 9"x12"	1"	116	1255 LBS



MEGA OLDE TOWNE

PRODUCT #	DIMENSIONS	THICKNESS	SF PER CUBE	CUBE WEIGHT
PV11330	6"x9", 9"x9", 9"x12"	1"	116	1255 LBS



OLDE TOWNE

PRODUCT #	DIMENSIONS	THICKNESS	SF PER CUBE	CUBE WEIGHT
PV11340	6"x4", 6"x6", 6"x9"	1"	207	2275 LBS



4X8 BRICK

PRODUCT #	DIMENSIONS	THICKNESS	SF PER CUBE	CUBE WEIGHT
PV11040	4"x8"	1"	212	2330 LBS



PARK PLAZA 12X12

PRODUCT #	DIMENSIONS	THICKNESS	SF PER CUBE	CUBE WEIGHT
PV11440	12"x12"	1"	120	1320 LBS



4X8 PERMEABLE

PRODUCT #	DIMENSIONS	THICKNESS	SF PER CUBE	CUBE WEIGHT	PERMEABILITY
EC03143	4"x8"	3-1/8"	96	3300 LBS	9.6%



AQUA PAVER

PRODUCT #	DIMENSIONS	THICKNESS	SF PER CUBE	CUBE WEIGHT	PERMEABILITY
EC03145	5"x9-7/8"	3-1/8"	92	2925 LBS	8.8%



SF RIMA

PRODUCT #	DIMENSIONS	THICKNESS	SF PER CUBE	CUBE WEIGHT	PERMEABILITY
EC04020	8"x8"	3-1/8"	99	2900 LBS	7.5%-10%



OLDE TOWNE PERMEABLE

PRODUCT #	DIMENSIONS	THICKNESS	SF PER CUBE	CUBE WEIGHT	PERMEABILITY
EC03144	6"x4", 6"x6", 6"x9"	2-3/8"	90	2350 LBS	10.5%



TURF BLOCK

PRODUCT #	DIMENSIONS	THICKNESS	SF PER CUBE	CUBE WEIGHT	PERMEABILITY
EC04040	23-5/8"x15-3/4"	3-1/8"	94	2200 LBS	40%



4X8 PERVIOUS

PRODUCT #	DIMENSIONS	THICKNESS	SF PER CUBE	CUBE WEIGHT	PERVIOUS
PV21040E	4"x8"	2-3/8"	120	3120 LBS	YES



OLDE TOWNE PERVIOUS

PRODUCT #	DIMENSIONS	THICKNESS	SF PER CUBE	CUBE WEIGHT	PERVIOUS
PV21340E	6"x4", 6"x6", 6"x9"	2-3/8"	124	3330 LBS	YES



TEMPLEHURST SIERRA

TEMPLEHURST

Templehurst redefines the classic stone paver with a contemporary flair. Featuring simplicity at its finest with clean lines and grand size, yet still offering a natural touch with distinctive texture and color blends. Use Templehurst pavers to create exquisite pool decks, pathways, and patios.


* Templehurst pavers are sold by the full cube only. Not suitable for vehicular applications.



Product Code:	PV21210
Dimensions:	22"x12.5", 12.5"x12.5", 12.5"x9.25"
Thickness:	2-3/8"
SF per Cube:	116
Cube Weight:	3015 lbs
Surface:	Slate Texture



AUTUMN BLEND



CAPPUCCINO




OLD CHICAGO



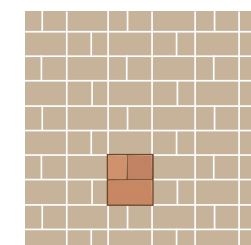
SAND DUNE




SIERRA



RUNNING BOND



PARQUET



RANDOM





BLUESTONE GLACIER


BLUESTONE

For long-lasting beauty, use Bluestone pavers for patios, courtyards and walkways. This handsome paver combines a subtle textured surface and generous proportions offering a strong, durable, and bold addition to any outdoor project. Oversized edge spacers create a larger joint to more closely simulate a natural stone appearance.

* Bluestone pavers are sold by the full cube only. Not suitable for vehicular applications.



Product Code:	PV21250
Dimensions:	6.5"x13", 13"x13", 13"x19.5"
Thickness:	2-3/8"
SF per Cube:	105
Cube Weight:	2730 lbs
Surface:	Slate Texture




GLACIER



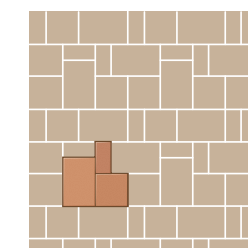
LION'S BRIDGE



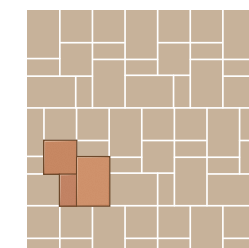
SAND DUNE



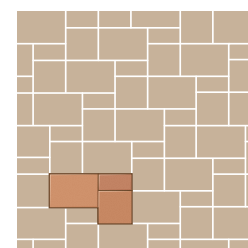
PATTERN A



PATTERN B



PATTERN C



PATTERN D



ROMA SIERRA

ROMA

Roma is a three piece antiqued finish stone that has a masterfully hand crafted textured surface which is reminiscent of the timeworn colonial streets and alleyways of Charleston, Williamsburg and Savannah. Roma's modular design gives it the ability to be installed in a variety of patterns to meet the requirements of your project.

* Roma pavers are sold by the full cube only. Available in Antiqued Finish only.




Product Code:	PV21230
Dimensions:	4"x8", 8"x8", 8"x12"
Thickness:	2-3/8"
SF per Cube:	114
Cube Weight:	2965 lbs
Surface:	Slate Texture



ROMA SIERRA



ROMA SAND DUNE



AUTUMN BLEND



CAPPUCCINO



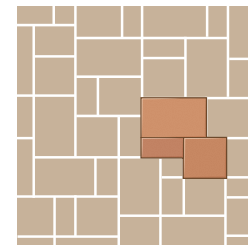
OLD CHICAGO



SAND DUNE



SIERRA



ROMA PATTERN



12"x8"



8"x8"




4"x8"



TUSCANY

Tuscany is a unique split-faced, antiqued paver mimicking granite cobbles with an exposed aggregate and black granite-like finish. Tuscany offers panache and elegance and is often the paver of choice for high-end entryways, driveways and streetscapes.

* Tuscany pavers are sold by the full cube only.



GLACIER



GRANITE



OAK RUN



STONEHURST SIERRA

STONEHURST

The muted sophistication and dimensions of Stonehurst complements a diverse range of hardscape installations, regardless of size and complexity. The natural slate stone finish of these premium pavers adds an elegant, upscale character to your home.

* Stonehurst pavers are sold by the full cube only.



Product Code:	PV21490
Dimensions:	6"x9", 9"x9", 9"x12"
Thickness:	2-3/8"
SF per Cube:	116
Cube Weight:	3015 lbs
Surface:	Slate Texture



STONEHURST SIERRA

STONEHURST SIERRA

STONEHURST SIERRA



AUTUMN BLEND



CAPPUCCINO



GLACIER




OLD CHICAGO



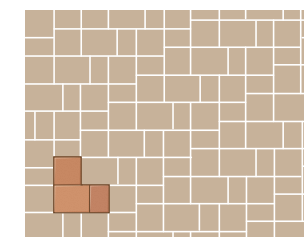
SAND DUNE



SIERRA



RANDOM RUNNING BOND



HERRINGBONE





MEGA OLDE TOWNE SIERRA

MEGA OLDE TOWNE

Our classic European look on a larger scale. Mega Olde Towne pavers are the perfect choice for large projects or when your design demands a dramatic paving style. Mega Olde Towne provides all the features of the popular Stonehurst paver, while offering a sleek smooth surface.

* Mega Olde Towne pavers are sold by the full cube only.



Product Code:	PV21330
Dimensions:	6"x9", 9"x9", 9"x12"
Thickness:	2-3/8"
SF per Cube:	116
Cube Weight:	3015 lbs
Surface:	Pillow Top



MEGA OLDE TOWNE SIERRA




MEGA OLDE TOWNE AUTUMN BLEND



MEGA OLDE TOWNE SIERRA



AUTUMN BLEND



CAPPUCCINO




GLACIER




OLD CHICAGO




SAND DUNE



SIERRA



RANDOM RUNNING BOND



HERRINGBONE





OLDE TOWNE SIERRA

OLDE TOWNE

Olde Towne is the classic choice for hardscape projects where the smaller format of classic European elegance is more appealing. The smaller sizes are ideal for traditional or random patterns, while the natural cobblestone appearance gives long-lasting beauty and old-world charm to any hardscape project.

* Olde Towne pavers are sold by the full cube only. 6x9 pavers are available in full cubes and also in bands of 25 square feet.



OLDE TOWNE

Dimensions:	6"x4", 6"x6", 6"x9"
Thickness:	2-3/8"
SF per Cube:	124
Surface:	Pillow Top



OLDE TOWNE 2PC

Dimensions:	6"x6", 6"x9"
Thickness:	2-3/8"
SF per Cube:	124
Surface:	Pillow Top




OLDE TOWNE 6X9

Dimensions:	6"x9"
Thickness:	2-3/8"
SF per Cube:	124
Surface:	Pillow Top



AUTUMN BLEND



CAPPUCCINO



GLACIER




OLD CHICAGO



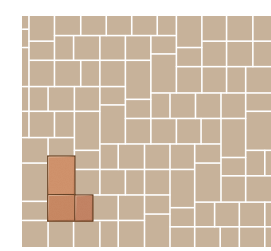
SAND DUNE



SIERRA



RANDOM RUNNING BOND



HERRINGBONE



4x8 BRICK

PAVERS ■ ■ ■



4x8 BRICK SAND DUNE

4x8 BRICK SAND DUNE


4x8 BRICK AUTUMN BLEND



AUTUMN BLEND



CAPPUCCINO




GLACIER




OLD CHICAGO




SAND DUNE



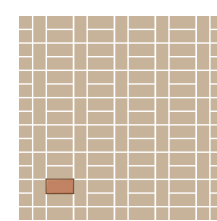
SIERRA




HERRINGBONE 90




HERRINGBONE 45




BASKETWEAVE



PARQUET



RUNNING BOND



STACK BOND



ROMANESQUE CIRCLE OAK RUN



ROMANESQUE CIRCLE SIERRA



ROMANESQUE CIRCLE CHARCOAL

ROMANESQUE CIRCLES

Enrich your home's character with a Romanesque Circle. Designed to unify your hardscape installation with the landscape around it. Romanesque Circles can be combined with Olde Towne to make larger circles. Circular designs are ideal for large-scale projects where grandeur and drama are desired.

* Romanesque Circles are sold by the full cube only of 94 square feet. Each kit creates a 10' diameter circle.




Product Code:	PV21460
Dimensions:	10' Diameter Circle
Thickness:	2-3/8"
SF per Cube:	94
Cube Weight:	2445 lbs
Surface:	Pillow Top



CHARCOAL



HERITAGE




OAK RUN




OLD CHICAGO



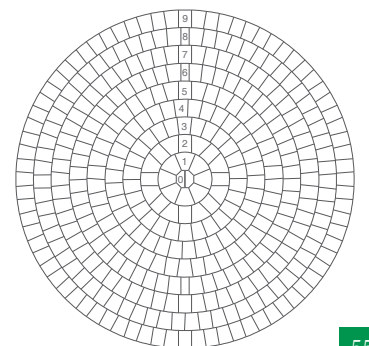
SAND DUNE



SIERRA



Row	Circle Dia. (Inches)	Pavers
0	6.3	2C
1	19.3	8B
2	31.8	8B, 8E
3	44.8	26A
4	57.4	34A
5	70.1	21A, 21E
6	82.9	26A, 2D, 24E
7	95.6	30A, 30E
8	108.4	34A, 1D, 33E
9	120.7	38A, 38E






PLANK LIGHT HUNTINGTON/NATURAL GREY/CHARCOAL



PLANK WHITE/NATURAL GREY/CHARCOAL



* Plank Pavers are sold in full cubes only and are available in only one color per cube. 2-3/8" thick Plank Pavers are not suitable for vehicular applications. 4" thick Plank Pavers can be used in vehicular applications.



PARK PLAZA 12X24 CHARCOAL


PARK PLAZA 12X24

The distinguished lines of the 12x24 Park Plaza Slab Paver set it apart from all others. This contemporary paver boasts sleek lines, smooth finish, and unparalleled versatility. Alone, the 12x24 can create numerous pattern options, or seamlessly integrate them with other shapes and sizes to create endless design possibilities.

* Park Plaza 12x24 pavers are sold by the full cube only. Park Plaza 12x24 pavers are available in both 2-3/8" thick and 4" thick.



AUTUMN BLEND



CAPPUCCINO




CHARCOAL



GLACIER




OLD CHICAGO



SAND DUNE



SANDSTONE



SIERRA



TAN



TAUPE



WHITE



ANTIQUED COLLECTION

Antiqued pavers assume the look of aged stone providing a more dramatic, old-world appearance. Available in the same size and color combinations as our popular full size paver offerings, we use a unique tumbling process to achieve the richly textured surface. Add a touch of rustic timeworn appeal to your home's driveway, patio, or pool deck with Antiqued pavers from Tremron.



STANDARD FINISH



ANTIQUED FINISH

ANTIQUED PAVERS

RUSTIC APPEAL



STONEHURST

Dimensions:	6"x9", 9"x9", 9"x12"
Thickness	2-3/8"
SF per Cube:	116
Cube Weight:	3015 lbs
Surface:	Slate Texture



MEGA OLDE TOWNE

Dimensions:	6"x9", 9"x9", 9"x12"
Thickness	2-3/8"
SF per Cube:	116
Cube Weight:	3015 lbs
Surface:	Pillow Top



4X8 BRICK

Dimensions:	4"x8"
Thickness	2-3/8"
SF per Cube:	120
Cube Weight:	3120 lbs
Surface:	Flat Top



OLDE TOWNE

Dimensions:	6"x4", 6"x6", 6"x9"
Thickness	2-3/8"
SF per Cube:	124
Cube Weight:	3225 lbs
Surface:	Pillow Top



OLDE TOWNE 2PC

Dimensions:	6"x6", 6"x9"
Thickness	2-3/8"
SF per Cube:	124
Cube Weight:	3225 lbs
Surface:	Pillow Top



OLDE TOWNE 6X9

Dimensions:	6"x9"
Thickness	2-3/8"
SF per Cube:	124
Cube Weight:	3225 lbs
Surface:	Pillow Top



ANTIQUED MEGA OLDE TOWNE SIERRA

RUSTIC. WEATHERED. CHISELED.



ROMA

Dimensions:	4"x8", 8"x8", 8"x12"
Thickness	2-3/8"
SF per Cube:	114
Cube Weight:	2965 lbs
Surface:	Slate Texture



TUSCANY

Dimensions:	4"x4"
Thickness	4"
SF per Cube:	72
Cube Weight:	2415 lbs
Surface:	Hard Split



ANTIQUED STONEHURST SIERRA



TUSCANY GLACIER



TUSCANY GLACIER



ANTIQUED STONEHURST SIERRA



ROMA SAND DUNE



REMODEL PAVERS

Tremron's remodel pavers offer all the beauty and elegance of our full size paver line but are designed to be installed directly over existing concrete or paved surfaces. Use remodel pavers in conjunction with remodel bullnose coping to give a complete polished look.



REMODEL PAVERS

OVERLAY EXISTING CONCRETE

Tremron's remodel pavers provide a cost benefit by eliminating the need to remove existing concrete prior to installation. All of Tremron's remodel pavers are manufactured according to the same standards as our full size pavers and are available in the same range of popular colors. This allows for a seamless transition from remodel pavers to full size pavers for patio extensions or where an existing entryway meets a driveway.



STONEHURST

PRODUCT #	DIMENSIONS	THICKNESS	SF PER CUBE	CUBE WEIGHT
PV11490	6"x9", 9"x9", 9"x12"	1"	116	1255 LBS



MEGA OLDE TOWNE

PRODUCT #	DIMENSIONS	THICKNESS	SF PER CUBE	CUBE WEIGHT
PV11330	6"x9", 9"x9", 9"x12"	1"	116	1255 LBS



OLDE TOWNE

PRODUCT #	DIMENSIONS	THICKNESS	SF PER CUBE	CUBE WEIGHT
PV11340	6"x4", 6"x6", 6"x9"	1"	207	2275 LBS



4X8 BRICK

PRODUCT #	DIMENSIONS	THICKNESS	SF PER CUBE	CUBE WEIGHT
PV11040	4"x8"	1"	212	2330 LBS



PARK PLAZA 12X12

PRODUCT #	DIMENSIONS	THICKNESS	SF PER CUBE	CUBE WEIGHT
PV11440	12"x12"	1"	120	1320 LBS



MEGA OLDE TOWNE AUTUMN BLEND

REMODEL. RENOVATE. OVERLAY.



4X8 BRICK SAND DUNE



OLDE TOWNE SAND DUNE

GREEN COLLECTION

MANAGE STORMWATER RUN-OFF



4X8 PERMEABLE

PRODUCT #	DIMENSIONS	THICKNESS	SF PER CUBE	CUBE WEIGHT	PERMEABILITY
EC03143	4"x8"	3-1/8"	96	3300 LBS	9.6%



AQUA PAVER

PRODUCT #	DIMENSIONS	THICKNESS	SF PER CUBE	CUBE WEIGHT	PERMEABILITY
EC03145	5"x9-7/8"	3-1/8"	92	2925 LBS	8.8%



SF RIMA

PRODUCT #	DIMENSIONS	THICKNESS	SF PER CUBE	CUBE WEIGHT	PERMEABILITY
EC04020	8"x8"	3-1/8"	99	2900 LBS	7.5%-10%



OLDE TOWNE PERMEABLE

PRODUCT #	DIMENSIONS	THICKNESS	SF PER CUBE	CUBE WEIGHT	PERMEABILITY
EC03144	6"x4", 6"x6", 6"x9"	2-3/8"	90	2350 LBS	10.5%



TURF BLOCK

PRODUCT #	DIMENSIONS	THICKNESS	SF PER CUBE	CUBE WEIGHT	PERMEABILITY
EC04040	23-5/8"x15-3/4"	3-1/8"	94	2200 LBS	40%



4X8 PERVIOUS

PRODUCT #	DIMENSIONS	THICKNESS	SF PER CUBE	CUBE WEIGHT	PERVIOUS
PV21040E	4"x8"	2-3/8"	120	3120 LBS	YES



OLDE TOWNE PERVIOUS

PRODUCT #	DIMENSIONS	THICKNESS	SF PER CUBE	CUBE WEIGHT	PERVIOUS
PV21340E	6"x4", 6"x6", 6"x9"	2-3/8"	124	3330 LBS	YES



SF RIMA CHARCOAL

PERMEABLE. PERVIOUS. ECO-FRIENDLY.




OLDE TOWNE PERVIOUS SIERRA



AQUA PAVER AUTUMN BLEND



CORAL




GREY



SANDSTONE




WHITE



GREY



SANDSTONE



WHITE




4X8




8X8



8X12



12X12

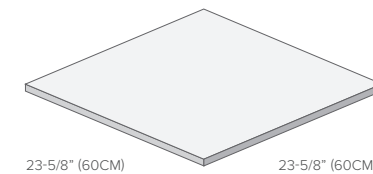


16X16

GROUND PAVERS

Ground Pavers are available in the following sizes: 8"x12", 12"x12", 16"x16" and Plank and have a ground face that exposes the aggregates within the paver to provide an elegant alternative to traditional pavers. Although Ground Pavers are commonly used for commercial applications, they are also well suited for residential pool decks and patios.

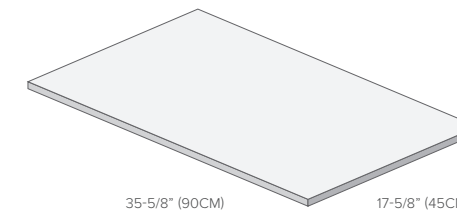
* Shellstone pavers are available in Square Edge or Chamfered Edge



23-5/8" (60CM) 23-5/8" (60CM)

24" X 24" PORCELAIN	
Product Code:	PN1-088
SF per Box:	8 (4 SF per Unit)
Units per Box:	2
Box Weight:	77 lbs
Dimensions:	23-5/8" x 23-5/8" (60cm x 60cm)
Thickness:	0.8" (20mm)

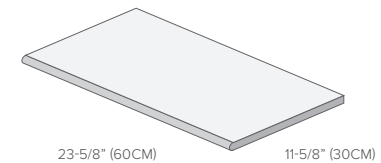
Available Colors: Beige, Chrome, Gypsum, Pearl, Sand



35-5/8" (90CM) 17-5/8" (45CM)

36" X 18" PORCELAIN	
Product Code:	PN1-0892
SF per Box:	9 (4.5 SF per Unit)
Units per Box:	2
Box Weight:	87 lbs
Dimensions:	35-5/8" x 17-5/8" (90cm x 45cm)
Thickness:	0.8" (20mm)

Available Colors: Gypsum, Pearl



23-5/8" (60CM) 11-5/8" (30CM)

24" X 12" BULLNOSE	
Product Code:	PN1-0887
SF per Unit:	2
Units per Box:	Sold as individual units
Unit Weight:	19 lbs
Dimensions:	23-5/8" x 11-5/8" (60cm x 30cm)
Thickness:	0.8" (20mm)


Available Colors: Beige, Chrome, Gypsum, Pearl, Sand

PORCELAIN



The monolithic pieces of 20mm thick porcelain pavers have been designed for those looking for the perfect balance between technical functionality and aesthetic appeal. With superior durability, porcelain tiles are ideal for a variety of both residential and commercial applications. The non-slip finish provides a safe surface for patios, pool decks, pathways, and urban pedestrian malls.


* Not suitable for vehicular applications.




BEIGE



CHROME



GYPSUM



PEARL



SAND



ETIC VENICE



ETIC VENICE

ETIC VENICE

48" X 12" ETIC VENICE	
Product Code:	PN1-0890P0106A
SF per Box:	8 (4 SF per Unit)
Units per Box:	2
Box Weight:	77 lbs
Dimensions:	11-5/8" x 47-5/8" (30cm x 120cm)
Thickness:	0.8" (20mm)



ETIC VENICE





BULLNOSE COPING

2-3/8" Full Size Bullnose Coping

Providing a classic, finished edge for all full size paver installations, our Full Size Bullnose Coping is the perfect finishing touch to any hardscape project. Bullnose Coping can also be used as a highlight to an entranceway, pool surround, caps for steps and fire pits, or any other application requiring a refined edge.

1" Remodel Bullnose Coping

For use in conjunction with 1" remodel pavers, our Remodel Bullnose Coping is available in three different overhang lengths to cover most renovation project requirements.

* Bullnose Coping available by the piece



AUTUMN BLEND



CAPPUCCINO



OLD CHICAGO



SAND DUNE



SANDSTONE



SIERRA



TAN



BULLNOSE SIERRA



REGULAR BULLNOSE

PRODUCT #	DIMENSIONS	THICKNESS	UNITS PER CUBE	CUBE WEIGHT
BN02020	4"X9"	2-3/8"	455	2184 LBS



1" REMODEL BULLNOSE

PRODUCT #	NOSE COVERAGE	DIMENSIONS	THICKNESS	UNITS PER CUBE	CUBE WEIGHT
BN02040	1-1/8"	4"X9"	1"	480	1610 LBS



2-3/4" REMODEL BULLNOSE

PRODUCT #	NOSE COVERAGE	DIMENSIONS	THICKNESS	UNITS PER CUBE	CUBE WEIGHT
BN02080	2-3/4"	4"X9"	1"	320	1375 LBS



4" REMODEL BULLNOSE

PRODUCT #	NOSE COVERAGE	DIMENSIONS	THICKNESS	UNITS PER CUBE	CUBE WEIGHT
BN02100	4"	4"X9"	1"	250	1170 LBS



CLAY PAVERS

Old Detroit Reclaimed Clay Pavers

Featuring the telltale minor imperfections from decades of weathering, Old Detroit Reclaimed Bricks offer a distinct look and durable quality that stands the test of time. Very clean with sharp edges and a smooth texture, Old Detroit Reclaimed Clay Pavers feature a palette of oranges with some "Motor City Blacks" for extra authenticity.

Old Columbia Clay Pavers

If you are seeking a truly unique look, then consider our Old Columbia Clay Pavers. Made from all natural materials combined with the method in which they were obtained, you can be rest assured this is the most eco-friendly clay paving option available.





OLD COLUMBIA



OLD COLUMBIA

PRODUCT #	DIMENSIONS	THICKNESS	UNITS PER CUBE	CUBE WEIGHT
CP21176A1020Z	4"X8"	2"	1210	4800 LBS



OLD COLUMBIA



OLD DETROIT

PRODUCT #	DIMENSIONS	THICKNESS	UNITS PER CUBE	CUBE WEIGHT
CP21170A1005Z	4"X8"	2-1/4"	702	3030 LBS



OLD DETROIT



WALL BLOCKS

BEAUTY. QUALITY. VALUE.

Envision a place that family and friends gather to spend long summer evenings sharing laughter, or a place you can unwind on a cool crisp fall night with a glass of wine listening to the crackle of the fire with that special someone by your side. This is a place where stories are told and memories are made. This place is home.

Creating your perfect outdoor living space is made easy with Tremron pavers and wall blocks. With unmatched versatility and reliability which is backed by a 25 year warranty you can rest assured that great memories are sure to follow for years to come.





STONEGATE

PRODUCT #	DIMENSIONS	HEIGHT	DEPTH	SF PER CUBE	CUBE WEIGHT
RW03150	SM: 6"4", MED: 12"/10", LG: 16"/14"	6"	10"	26	2500 LBS



MUNICH FULL BLOCK

PRODUCT #	WIDTH	HEIGHT	DEPTH	UNITS PER CUBE	CUBE WEIGHT
RW03800	12"	4"	8"	128	3330 LBS



STONEGATE CAP

PRODUCT #	WIDTH	THICK	DEPTH	UNITS PER CUBE	CUBE WEIGHT
RW03151	8"	3"	12"	126	2756 LBS



MUNICH WEDGE BLOCK

PRODUCT #	WIDTH	HEIGHT	DEPTH	UNITS PER CUBE	CUBE WEIGHT
RW03802	7"/5"	4"	8"	72	1100 LBS



STONEGATE SIERRA

STONEGATE

Stonegate wall blocks are the perfect combination of function and style. Available in three unique shapes and sizes, with a weathered, cut-stone appearance. The double-sided Stonegate wall blocks can be installed in patterns or irregularly, emulating the look of a quaint European village.

Whether it's an outdoor kitchen, seating wall, columns, or an erosion control retaining wall system, Stonegate wall blocks are the most versatile wall blocks on the market.

* Stonegate wall blocks are sold by the full cube only - Each cube contains a combination of 3 sizes of wall blocks. Each cube contains 20 units of each size block.



Product Code:	RW03150
Height:	6"
SF per Cube:	26
Cube Weight:	2500 lbs
Finish:	Tumbled



AUTUMN BLEND



GRANITE



OAK RUN



SAND DUNE



SIERRA



LARGE BLOCK
WIDTH: 16 7/14"
DEPTH: 10"
HEIGHT: 6"



MEDIUM BLOCK
WIDTH: 12 7/10"
DEPTH: 10"
HEIGHT: 6"



SMALL BLOCK
WIDTH: 6 7/4"
DEPTH: 10"
HEIGHT: 6"



STONEGATE CAP
DIMENSIONS: 8"x12"
THICK: 3"
FINISH: TUMBLED



ALIGNMENT PINS



MUNICH SIERRA

MUNICH

Available in two different shapes, Munich wall blocks are simple and flexible with a seemingly endless variety of installation options, such as custom mailboxes, fire pits, seating walls, ponds, planters, and raised gardens. Further enhancing their beauty, each block is tumbled to create a natural, antique finish.



MUNICH
FULL BLOCK

Product Code:	RW03800
Height:	4"
Width:	12"
Depth:	8"
SF per Cube:	128
Cube Weight:	3330 lbs
Finish:	Tumbled



MUNICH
WEDGE BLOCK

Product Code:	RW03802
Height:	4"
Width:	7 7/8"
Depth:	8"
SF per Cube:	72
Cube Weight:	1100 lbs
Finish:	Tumbled



MUNICH
FULL BLOCK



MUNICH
WEDGE BLOCK



AUTUMN BLEND



SAND DUNE



SIERRA



FIRE PITS

Create a natural gathering space for friends and family with a fire pit by Tremron. Whether you're roasting marshmallows over laughter and stories or sipping wine for two, memories are sure to be created year after year with this great feature added to your outdoor living space.

A fire pit is a great addition to any hardscape installation and can be installed during the initial phase of patio construction or as a future upgrade.



MUNICH 30" FIRE PIT KIT
SHOWN WITH OPTIONAL SCREEN AND GRILL



FIRE PIT RING AND GRILL



AUTUMN BLEND



SAND DUNE



SIERRA

GATOR CLEANERS



EFFLORESCENCE CLEANER
1 GALLON



OIL & GREASE REMOVER
1 QUART



RUST REMOVER
1 GALLON



RUBBER, PAINT, TAR REMOVER
1 QUART



SEALER STRIPPER
5 GALLON

GATOR SEALERS



LOW GLOSS SEALER + COLOR ENHANCER
5 GALLON



HIGH GLOSS SEALER + COLOR ENHANCER
5 GALLON



NATURAL LOOK SEALER
5 GALLON



NATURAL STONE SEALER
1 GALLON



SATIN LOOK SEALER
5 GALLON

GATOR ACCESSORIES



EDGE RESTRAINTS
8' LENGTHS
TWIST & LOCK CONNECTION

Gator Edge Flex is made with 100% Polypropylene Copolymer. This provides great strength and greater flexibility. The Flex model is used for all curved applications such as walkways, paths, entrances.



GATOR BLOCK BOND XP
10 OZ TUBE
PERMANENT BOND IN 24 HRS

Gator Block Bond Adhesive is one of the strongest polyurethane adhesives on the market. It is especially formulated for bonding concrete, natural stones, blocks, bricks and pavers.

GATOR SAND



G2 SUPERSAND
50 LB BAG
FOR JOINTS UP TO 2"


Gator G2 Polymeric Sand is made with a state-of-the-art manufacturing process. Specifically, calibrated sand is mixed with sophisticated intelligent polymers. This new generation of Intelligent Polymers neutralizes haze and dust. The polymeric sand application is now dust free and haze free. No blower is needed and the intelligent polymeric sand requires only one watering.



G2 GATOR MAXX
50 LB BAG
FOR JOINTS UP TO 4"



GATOR TILE SYSTEM PORCELAIN INSTALLATION



GATOR FABRIC GATOR BASE GATOR SPACER GATOR BLOCK BOND GATOR EDGE GATOR SCREWS GATOR SAND

GATOR BASE



- Eases installation of porcelain tile
- Equivalent to 288 lbs (130 kg) of crushed stone
- Replaces 6 in (15 cm) of compacted crushed stone
- Evacuates water through the channel
- Manufactured using lightweight high-density polypropylene
- Environment-friendly and 100% recyclable
- Extremely durable, will not degrade in the ground
- Designed with a tongue and groove system

GATOR SPACERS

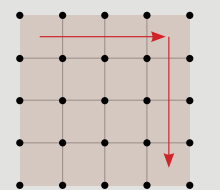


The creation of the Gator Tile System allows for the installation of porcelain tile directly on top of the Gator Base using the Gator Spacer to provide uniform spacing and unparalleled stability. The Gator Spacer has been designed to provide the right support, load transfer and a monolithic surface binding all units together.

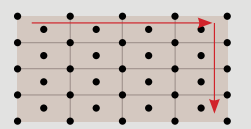
The spacer can be cut into either a half- or a quarter-unit (using an utility knife) to be used along the edge of a building or the Gator Edge. Take note that the spacer bar needs to be kept to ensure exact spacing when laying the tile.



GATOR SPACER CALCULATIONS



24" x 24" Tiles
Square feet x 0.4 = number of spacers



18" x 36" Tiles
Square feet x 0.75 = number of spacers

ROMA EDGER

Create an elegant accent to driveways and patios with Roma Edger blocks. Boasting a handsome profile with a naturally rough textured top surface, which is perfectly balanced by the subtle slate patterned finished side.

For added stability and versatility, each unit is slightly tapered on each side enabling them to interlock with one another creating straight or curved lines. Roma Edgers can also be used to create a 48" diameter circle to surround trees or planter beds.

Product Code:	RW03158
Thickness:	4"
Width:	12"/11"
Height:	8"
Finish:	Tumbled
Units per Cube:	128
Cube Weight:	3330 lbs
Unit Weight:	26 lbs

* SOLD BY THE PIECE



SIDE TEXTURE



TOP TEXTURE



AUTUMN BLEND



OAK RUN



SAND DUNE



SANTA FE



SIERRA

TREMRON LOCATIONS

SERVING THE SOUTHEAST



MANUFACTURING FACILITIES

JACKSONVILLE
2885 ST. CLAIR STREET
JACKSONVILLE, FL 32254
(904) 359-5900

MIAMI
11321 NW 138TH ST
MEDLEY, FL 33178
(305) 825-9000

ARCADIA
3144 HIGHWAY 17 NE
ARCADIA, FL 34266
(863) 491-0990

LAKELAND
1030 AIRPORT RD
LAKELAND, FL 33811
(863) 603-0995

POMPANO
1251 NE 48TH ST,
POMPANO BEACH, FL 33064
(954) 418-0000

ATLANTA
1436 MUNICIPAL PKWY
DOUGLASVILLE, GA 30134
(404) 968-8280

BOWMAN
150 ARISTA RD
BOWMAN, SC 29018
(803) 829-1731

DESIGN CENTERS

JACKSONVILLE
9440 PHILIPS HWY, STE 6
JACKSONVILLE, FL 32256
(904) 886-1970

ORLANDO
402 NORTHLAKE BLVD, #1030
ALTAMONTE SPRINGS, FL 32714
(407) 834-0997

BOCA RATON
2621 N FEDERAL HWY, STE P
BOCA RATON, FL 33431
(561) 338-9553

NAPLES
2403 TRADE CENTER WAY, STE 7
NAPLES, FL 34109
(239) 314-7395

ATLANTA
5555 OAKBROOK PKWY, STE 180
NORCROSS, GA 30093
(404) 884-4972

LIGHTING



OCEAN HARBOR LIGHT
Energy Efficient LED Light
Length: 11"
Height: 9 3/4"
Base: 6"x4"



GARDEN TERRACE LIGHT
Energy Efficient LED Light
Length: 6"x6"
Height: 10 3/4"
Base: 4"x4"



WALL LED LIGHT KIT
4 Wall Mounted Light Fixtures
1 Low Voltage Transformer
8 Waterproof Wire Connectors
100' 14Ga Wire

CUSTOMER WARRANTY

THE TREMRON GUARANTEE

Tremron Group's interlocking concrete pavers and retaining walls meet or exceed the requirements of ASTM C-936 and ASTM C-1372. Tremron Group warrants the structural integrity of its products for 25 years from the date of installation. This warranty does not apply to splitting, chipping, spalling or other breakage that may be caused by impact, abrasion or improper use. Efflorescence may occur and is not covered by this warranty. This warranty is only valid if the material is installed in accordance with the guidelines of the ICPI(www.icpi.org) or the NCMA(www.ncma.org). This warranty is for residential construction only and does not imply a warranty for commercial applications. Tremron Group's obligation is limited to providing replacement material at no charge. Tremron Group will not be responsible for any replacement labor or freight. The original proof of purchase is required. Color matching is not guaranteed.

Due to the variances in the printing process, all product and color appearances may be different than as displayed in this brochure as well as may vary in appearance from one brochure to another. Tremron Group makes no claim or warranty as to actual product or product color appearance in comparison to what is displayed in this brochure. Products and product colors naturally vary from plant to plant as well as from one production run to another. Please visit your local Tremron Design Center for product samples.



TREMRON™



A QUIKRETE® COMPANY

TREMRON.COM

